

KENTUCKY LIVESTOCK AND GRAIN MARKET REPORT

Volume No. 33 Issue No. 08 Released: 02/25/2019

Kentucky Department of Agriculture
Market News Branch
 111 Corporate Drive
 Frankfort, KY 40601
 Telephone No.: (502) 573-0282
 www.kyagr.com



Ryan F. Quarles, Commissioner

John Chism, Market News
 Market News Office-502-782-4107
 www.ams.usda.gov/marketnews.htm
 Farmlot: (800) 327-6568 in Kentucky
 Farmlot: (502) 573-0553 out of state

Mammoth Cave Dairy Auction, Smith Grove, KY 02/19/2019 Receipts: 751 Holsteins unless otherwise stated

Springers: (2-4 years old, 5-8 months bred) Supreme no test. Approved 950.00-1000.00. Medium 825.00-875.00. Common 550.00-800.00.

Fresh Milking Cows: (2-4 years old) Supreme 1300.00. Approved 1100.00. Medium 925.00. Common 575.00-850.00.

(5-6 years old) Supreme no test. Approved 1000.00. Medium 800.00. Common 550.00-725.00.

Short Bred: (2-3 years old, 1-4 months bred) Supreme no test. Approved no test. Medium no test. Common 400.00-500.00.

Open Heifers: Supreme no test. Approved 200-300 lbs 170.00-180.00; 300-400 lbs 220.00. Medium 300-400 lbs 160.00; 400-500 lbs 200.00-225.00; 500-600 lbs 300.00. Common no test.

Holstein Heifer Calves: (per head) Small 30.00-60.00 Medium and Large 80.00.

Holstein Bull Calves: (per head) Small 5.00-40.00. Medium and Large 50.00-80.00.

KENTUCKY GRAIN PRICES

LOUISVILLE AREA: Louisville & Bagdad; PENNYRILE AREA: Allensville, Auburn, Franklin, Hopkinsville & Pembroke;
BLUEGRASS AREA: Bardstown, Lexington & Winchester; GREEN RIVER: Caneyville & Livermore;
NORTHERN KENTUCKY AREA: Silver Grove at Cincinnati; PURCHASE AREA: Clinton & Mayfield.
 Opening bids at elevators and processing plants.

Eastern Cornbelt Ethanol Plant Report
02/22/2019
Indiana Ohio Illinois

Yellow Corn Spot Bid 3.69-3.87

02/22/2019 4:00 pm est Bids for next day Cash Bids	Louisville	Pennyrile	Purchase	Bluegrass	Green River	Northern KY
Corn #2 Yellow	3.67-3.70	3.70-3.85	3.71-3.80	3.45	3.75	3.65
Corn #2 White		NA				
Soybeans #1 Y	8.25-8.60	8.65-8.70	8.70	8.20	8.70	8.73
Wheat #2 SRW	4.55	4.82-4.97	NA	NA	NA	NA
Barley						

Dried Distillers Grain (\$/ton)
 10% moisture 140.00-185.00

Modified Wet Distillers (\$/ton)
 50-55% moisture 75.00

New Crop Delivery Contract

Corn #2 Yellow	NA	3.77-3.87	3.82	3.77	3.77	3.73
Corn #2 White		3.92			9.05	
Soybeans #1 Y	NA	8.90-9.15	9.05-9.15	8.85		9.10
Wheat #2 SRW	5.00	4.75-4.90	4.90	4.55	4.70	4.95
Barley						

Kentucky Weekly Cattle Receipts as reported at local markets:

02/02/19	12,864
02/09/19	23,154
02/16/19	17,021
02/23/19	15,059

Weekly Feed Ingredient Price Wholesale prices, \$ per ton Rail or Truck FOB Location	Owensboro Grain 02/25/2019	Commonwealth Agri-Energy Hopkinsville 02/25/2019	St. Louis Weekly Feed Prices 02/19/2019	Memphis Weekly Feed Report 02/19/2019	Corn Belt Feedstuffs Report 02/19/2019	Eastern Cornbelt Hog Prices 02/22/2019 Barrows & Gilts Receipts: 8,304 Base Price: \$44.00-\$47.85 Wt. Avg. \$46.34	FOR DAILY LIVESTOCK AND GRAIN MARKET REPORTS
Soybean Meal 48% Sol	305.60	—	314.00-319.00	311.50-327.50	283.40-295.40	Compared to prior day, wt. avg. prices were 0.50 to 1.44 lower, mostly 0.50 to 1.00 lower.	CALL FARMLOT
Soybean Hulls	175.00	—	—	130.00	—		
Corn Distillers Grain Dried	—	158.00	155.00-165.00	—	135.00-180.00	Slow market activity with light to moderate demand.	1-800-327-6568 1-502-573-0553
Distillers Grain Modified	—	88.00	—	—	—		
Distillers Grain Wet	—	54.00	—	—	—		
Corn Condensed Solubles	—	NA	—	—	—		
Corn Gluten Feed 20-21 pct	—	—	173.00-178.00	—	120.00-145.00		
Corn Gluten Meal 60 pct	—	—	475.00-485.00	—	420.00-520.00		
Cottonseed Meal 41 pct	—	—	270.00	235.00	—		
Whole Cottonseed	—	—	—	180.00	—		
Wheat Middlings	—	—	103.00-115.00	—	—		

Weekly Kentucky Cattle and Grain Summary

USDA Livestock, Poultry and Grain Market News

Frankfort, KY

Monday, February 25, 2019

For Week Ending:

Saturday, February 23, 2019

Receipts: 14,238

Last Week: 15,309

Last Year: 19,634

[SV_LS145](#)

Compared to last week, feeder cattle were unevenly steady as producers continue to deal with extremely wet and muddy conditions. Rainfall totals have reached record levels which continue to hamper livestock movement and trade.

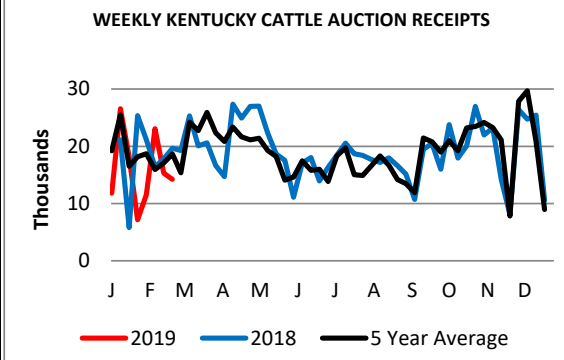
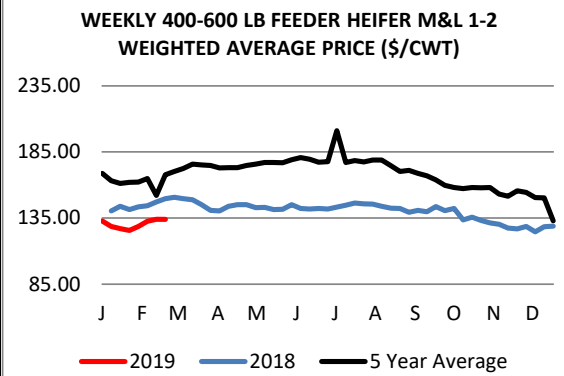
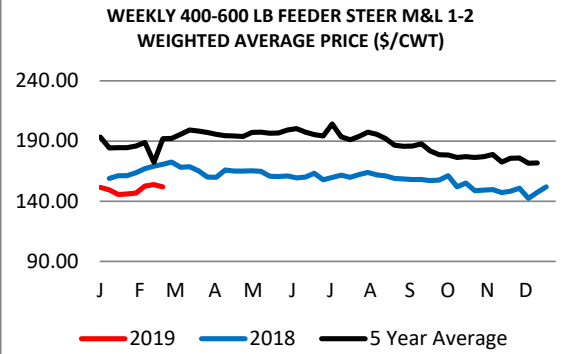
Slaughter cows were mostly steady to 2.00 higher and bulls steady to 3.00 higher with moderate to good demand noted for slaughter classes.

[More..](#)

[SV_LS145](#)

STATE AVERAGES

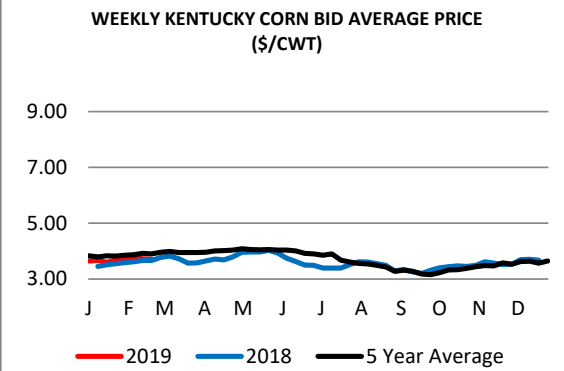
	<u>This Week</u>	<u>Prior Week</u>	<u>Last Year</u>
Steers (M&L 1-2)			
350-400 lbs	159.30	159.26	183.96
400-450 lbs	157.54	155.48	176.38
450-500 lbs	155.15	156.38	173.24
500-550 lbs	148.95	146.44	170.58
550-600 lbs	146.01	146.37	162.99
600-650 lbs	139.62	141.68	155.40
650-700 lbs	139.83	137.89	151.03
700-750 lbs	131.20	132.93	144.19
750-800 lbs	128.28	132.92	140.46
800-850 lbs	128.15	126.06	136.01
850-900 lbs	130.26	129.74	136.94
Heifers (M&L 1-2)			
300-350 lbs	137.13	137.88	159.56
350-400 lbs	136.93	135.19	155.92
400-450 lbs	137.43	136.27	153.36
450-500 lbs	135.44	134.29	152.12
500-550 lbs	130.66	131.19	145.85
550-600 lbs	131.36	128.41	141.98
600-650 lbs	125.22	124.07	138.19
650-700 lbs	123.96	124.30	133.51
700-750 lbs	120.05	120.83	130.61
750-800 lbs	112.30	121.24	123.94



[SV_LS145](#)

WEEKLY COW SUMMARY

	<u>Average</u>	<u>High</u>	<u>Low</u>
Slaughter Cows			
Breakers	42.00-62.50	55.00-67.50	42.50-57.00
Boners	32.50-61.50	51.50-71.00	22.00-55.00
Lean	29.00-58.50	40.00-66.00	10.00-48.00
Slaughter Bulls			
Yield Grade 1&2	47.00-85.50	68.50-93.00	55.00-79.50



[SV_LS551](#)

Feb 14, 2019

Bowling Green, KY

SLAUGHTER GOATS: 187

Kids: Selection 2 30-40 lbs 315.00; 45-60 lbs 315.00; 60-80 lbs 250.00.
Selection 3 45-60 lbs 255.00.

SLAUGHTER SHEEP: 164

Slaughter Lambs: Hair (new crop) Prime YG 3 55-65 lbs 240.00; 70-90 lbs 210.00. **Hair Prime and Choice YG 2-3** 65-80 lbs 210.00.

Slaughter Ewes: Hair Choice YG 3 100-140 lbs 105.00.

Wool Choice YG 3 170-220 lbs 80.00-85.00.

[More](#)

[SV_GR110](#)

	<u>This Week</u>	<u>Prior Week</u>	<u>Last Year</u>
GRAINS			
Corn	3.40-3.88	3.43-3.89	3.52-3.99
Soybeans	8.11-8.93	8.09-8.93	9.70-10.64
Red Winter Wheat	4.37-5.20	4.51-5.52	3.89-5.25

USDA-KY Livestock, Poultry & Grain Market News
 Frankfort, KY
 Jodee Inman, OIC 502-782-4139
 Email: Jodee.Inman@ams.usda.gov
[USDA Livestock, Poultry, and Grain Market News](#)

Blue Grass South Stanford, KY Feb. 21, 2019 Feeder Steers: Medium & Large 1-2 24 hd. 811# 130.50 blk Feeder Heifers: Medium & Large 1-2 51 hd. 480# 137.50 blk-charx 34 hd. 594# 136.00 blk	KY-TN Livestock Auction Guthrie, KY Feb. 21, 2019 Feeder Steers: Medium & Large 1-2 63 hd. 788# 134.75 blk 60 hd. 837# 131.25 blk 56 hd. 887# 127.50 blk Feeder Heifers: Medium & Large 1-2 58 hd. 784# 130.00 blk	Farmers Livestock Glasgow, KY Feb. 18, 2019 Feeder Steers: Medium & Large 1-2 20 hd. 372# 163.00 blk Feeder Heifers: Medium & Large 1-2 25 hd. 367# 146.50 blk 20 hd. 525# 134.50 blk 23 hd. 541# 124.00 mixed 25 hd. 794# 122.50 blk Feeder Bulls: Medium & Large 1-2 22 hd. 447# 153.00 blk 36 hd. 516# 137.00 blk 21 hd. 590# 134.00 blk	Paris Stockyards Paris, KY Feb. 21, 2019 Feeder Steers: Medium & large 1-2 30 hd. 918# 127.50 blk Feeder Heifers: Medium & Large 1-2 64 hd. 567# 139.00 blk
Blue Grass Stockyards Lexington, KY Feb. 19, 2019 Feeder Steers: Medium & Large 1-2 21 hd. 589# 150.00 blk 63 hd. 677# 151.90 blk 83 hd. 688# 155.10 blk-charx Holstein Steers: Large 3 40 hd. 643# 92.25 Feeder Heifers: Medium & Large 1-2 64 hd. 851# 124.50 blk-charx	Blue Grass of Campbellsville Campbellsville, KY Feb. 20, 2019 Feeder Steers: Medium & Large 1-2 30 hd. 618# 152.80 blk	Cattlemen's Livestock Bowling Green, KY Feb. 18, 2019 Feeder Heifers: Medium & Large 1-2 21 hd. 495# 141.00 blk	Washington Co. Livestock Springfield, KY Feb. 18, 2019 Feeder Steers: Medium & Large 1-2 24 hd. 601# 153.00 blk 59 hd. 817# 139.20 blk 62 hd. 826# 131.50 blk 62 hd. 847# 130.00 mixed Feeder Heifers: Medium & Large 1-2 20 hd. 589# 132.50 blk 66 hd. 751# 128.00 blk
Kentuckiana Livestock Market Owensboro, KY Feb. 18, 2019 Feeder Steers: Medium & Large 1-2 27 hd. 666# 141.50 blk 31 hd. 804# 131.50 blk Feeder Heifers: Medium & Large 1-2 23 hd. 744# 126.00 blk	Blue Grass Maysville Maysville, KY Feb. 19, 2019 Feeder Steers: Medium & Large 1-2 36 hd. 798# 132.85 blk	Mid-KY Livestock Market Upton, KY Feb. 19, 2019 Feeder Steers: Medium & Large 1-2 20 hd. 558# 145.00 mixed Feeder Heifers: Medium & Large 1-2 21 hd. 300# 138.50 mixed 24 hd. 606# 130.00 mixed	Blue Grass East Mt. Sterling, KY Feb. 20, 2019 Feeder Steers: Medium & Large 1-2 54 hd. 668# 145.75 blk 54 hd. 854# 135.70 blk-mixed 60 hd. 928# 129.25 blk-charx-red Feeder Heifers: Medium & Large 1-2 20 hd. 557# 132.00 blk 69 hd. 772# 127.35 blk-mixed
United Producers Owenton Owenton, KY Feb. 20, 2019 Feeder Steers: Medium & Large 1-2 66 hd. 737# 146.95 blk	Lake Cumberland Livestock Somerset, KY Feb. 22, 2019 Feeder Steers: Medium & Large 1-2 54 hd. 1004# 126.00 mixed 46 hd. 1032# 124.50 blk		

National Daily Direct Slaughter Cattle
Negotiated Purchases 02/25/2019
Live Bids- weighed average weights & prices
Steers:
80%-up Choice 1492.0 lbs 126.47
Heifers
80%-up Choice 1359.7 lbs 125.97

USDA ESTIMATED DAILY LIVESTOCK SLAUGHTER				
	CATTLE	CALVES	HOGS	SHEEP
Friday 02/22/2019 (est)	114,000	2,000	472,000	8,000
Week Ago (est)	111,000	2,000	465,000	7,000
Year Ago (act)	108,000	3,000	449,000	7,000
Week to Date (est)	550,000	12,000	2,362,000	38,000
Same Pd Lt Week (est)	570,000	12,000	2,296,000	37,000
Same Pd Lt Yr (act)	552,000	10,000	2,248,000	37,000

02/22/2019 USDA Carlot Meat 4:00 Summary, Compared to Previous Day Prices in dollars per hundred weight. Boxed beef cutout values higher on good demand and light offerings. Select and Choice rib, chuck, round, and loin cuts steady to firm. Beef trimmings mostly moderately to sharply lower on light demand and offerings.

NATIONAL BOXED BEEF CUTOUT LM_XB403 https://www.ams.usda.gov/mnreports/lm_xb403.txt Estimated composite cutout value of Choice 1-3 600-900 lbs carcasses up 1.32 at 219.39; Select 1-3 600-900 lbs carcasses up 0.94 at 212.35; based on 33 loads of Choice cuts, 12 loads of Select cuts, 8 loads of trimmings, and 28 loads of coarse ground trimmings. Choice/Select Spread 7.04.

CARCASS PRICE EQUIVALENT INDEX VALUE NW_LS410 https://www.ams.usda.gov/mnreports/nw_ls410.txt Estimated carcass price equivalent value of Choice 1-3 600-900 lbs carcasses up 0.71 at 198.50; Select 1-3 600-900 lbs carcasses up 0.53 at 191.04.

Current index reflects the equivalent of 112,668 head of cattle.

Hay Prices updated 02/22/2019

Variety	Small Squares	Medium Squares 3x3 3x4	Large Squares 4x4x8	Round Bales
Mixed Grass	3.50-9.00	95.00		70.00-95.00
Alfalfa				
Alfalfa/Grass	3.75	105.00		
Orchard Grass		87.00		
Straw		58.00		
Timothy		100.00		

Price per bale unless noted. Quotes furnished by Fairview Hay Auctions Pembroke, Ky. 2/22/19

Hay Prices updated 02/23/2019

Variety	Small Squares	Medium Squares 3x3 3x4	Large Squares 4x4x8	Round Bales
Mixed Grass (barn kept)	6.50-6.75	90.00	65.00	35.00-50.00 70.00-125.00
Alfalfa		155.00	250.00	
Alfalfa/Grass	7.25-8.50	165.00-170.00		
Orchard Grass	6.25-6.50			
Orchard Grass/Clover	7.00			
Corn Fodder				25.00
Timothy	8.25			

Price per bale unless noted. Sale held at the Bluegrass Stockyards Lexington, Ky. 2/23/19.

Producers Livestock Auction Co, San Angelo, Texas Feb. 19, 2019 Compared to last week slaughter lambs firm to 5.00 higher with most advance on lambs over 70 lbs. Slaughter ewes uneven, fleshier ewes 5.00- 10.00 higher and thin ewes weak to 5.00 lower. Feeder lambs not well tested. Nannies steady; kids firm to 5.00 higher. Trading fairly active, demand good. Supply included 50 percent slaughter lambs, 5 percent slaughter ewes, 5 percent replacement ewes, balance goats. All slaughter lambs went to non-traditional markets. All sheep and goats sold per hundred weight (CWT) unless otherwise specified.

SLAUGHTER LAMBS: Choice and Prime 1-2 40-60 lbs 246.00-260.00, few 264.00; 60-70 lbs 230.00-249.00; 70-80 lbs 230.00-239.50; 80-90 lbs 206.00-230.00, few 233.00; 90-110 lbs 190.00-218.00. Choice 1-2 40-60 lbs 220.00-246.00; 60-70 lbs 220.00-230.00; 70-80 lbs 188.00-220.00; 80-90 lbs 166.00-190.00; 90-110 lbs 140.00-188.00. Good 1 40-60 lbs 170.00-202.00.

SLAUGHTER GOATS: KIDS Selection 1 40-60 lbs 290.00-310.00, few 316.00; 60-80 lbs 280.00-296.00, few 300.00; 80-90 lbs 224.00-230.00; shorn show goats 90 lbs 220.00; 100-125 lbs 192.00-208.00. Selection 1-2 40-60 lbs 260.00-292.00; 60-80 lbs 245.00-276.00; 80-100 lbs 194.00-208.00. Selection 2 40-60 lbs 218.00-254.00; 60-80 lbs 216.00-242.00; 110 lbs 184.00.

[Click here to see the full report.](#)

New Holland Sales Stables - New Holland, PA Feb. 18, 2019

Slaughter Sheep: No report due to shortened Federal holiday schedule.

Slaughter Goats: Compared to last week, Slaughter Kids traded mostly 5.00-15.00 lower. Nannies and Bucks traded mostly steady to 10.00 lower. Wethers steady compared to a very light test. Overall quality of offerings poorer, especially in Nannies and Kids. Demand good. Today's goat supply consisted of 42 percent kids, 34 percent nannies, and 24 percent bucks and wethers. All goats are sold by the head on estimated weights.

Slaughter Kids Selection 1: 40-60 lbs 145.00-170.00; 60-80 lbs 175.00-205.00; 80-100 lbs 195.00-225.00.

[Click here to see the full report](#)

Upcoming Events

Ky. Farm Bureau Beef Expo FEC Louisville, Ky. March 1-3, 2019
Additional information:
www.kybeefexpo.com